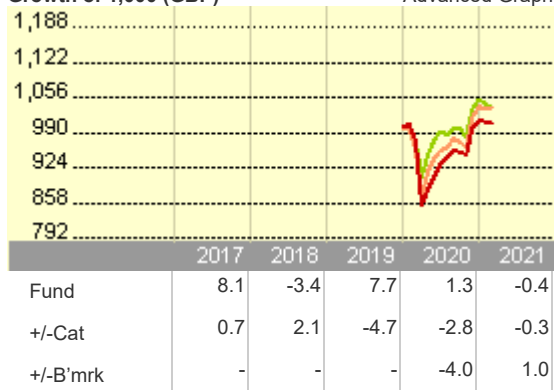


ASI Diversified Growth Fund I Inc |

Performance History

28/02/2021

Growth of 1,000 (GBP) Advanced Graph



Category: GBP Moderate Allocation

Category Benchmark: Morningstar UK Mod Tgt Allo...

Key Stats

NAV 22/03/2021	GBX 102.72
Day Change	0.05%
Morningstar Category™	GBP Moderate Allocation
IA (formerly IMA) Sector	Specialist
ISIN	GB00B6VCMV18
Fund Size (Mil) 29/01/2021	GBP 727.56
Share Class Size (Mil) 29/01/2021	GBP 17.09
Max Initial Charge	-
Ongoing Charge 18/02/2021	0.65%

Sustainability Rating ⓘ

Historical Sustainability Score Percent Rank

Number of Funds in Global Category

3693

Sustainable Fund by Prospectus

No

Sustainability Score ⓘ Global Category Average (Historical)



ESG Breakdown (lower scores = lower risk)

—
Environmental

—
Social

—
Governance

Global Category: Moderate Allocation | Sustainability Rating as of 31 Jan 2021. Sustainalytics provides company-level ESG Risk analysis used in the calculation of Morningstar's Sustainability Score.

Sustainability Mandate information is derived from the fund prospectus.

Investment Objective: ASI Diversified Growth Fund I Inc

To generate a positive return through capital growth and some income over the long term (5 years or more) by investing in a globally diversified portfolio of assets whilst reducing the risk of losses. Invested capital is however at risk and there is no guarantee that this will be attained over any time period.

Returns		Management	
Trailing Returns (GBP)	22/03/2021	Manager Name	Start Date
YTD	-0.06	Not Disclosed	01/11/2016
3 Years Annualised	2.30	Inception Date	11/09/2015
5 Years Annualised	4.19		
10 Years Annualised	-		
12 Month Yield	3.12		

Dividend Paying Frequency Annually

Category Benchmark

Fund Benchmark
ICE LIBOR 1 Month GBP

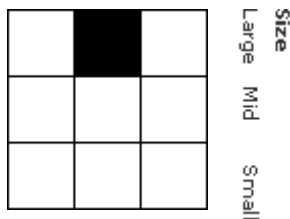
Morningstar Benchmark
Morningstar UK Mod Tgt Alloc NR GBP

Portfolio Profile for ASI Diversified Growth Fund I Inc

30/11/2020

Morningstar Style Box®

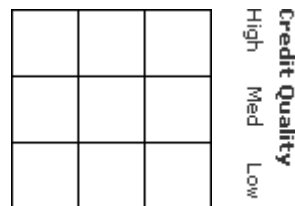
Equity Style



Value Blend Growth
Style

Morningstar Style Box®

Fixed Income Style



Low Med High
Interest Rate Sensitivity

Asset Allocation

	% Long	% Short	% Net Assets
Stock	30.34	3.25	27.09
Bond	27.62	4.25	23.37
Property	1.33	0.00	1.33
Cash	94.72	82.01	12.71
Other	36.06	0.56	35.50

Fixed Income

Effective Maturity	-
Effective Duration	-

Top 5 Regions

	%
United States	34.57
United Kingdom	31.10
Eurozone	19.91
Europe - ex Euro	4.21
Canada	3.07

Top 5 Sectors

	%
Financial Services	25.31
Industrials	16.67
Technology	12.81
Healthcare	8.37
Utilities	7.63

Top 5 Holdings

Mi Asset Backed Opps I Gross Gbp...	
Pry Div Asst Bckd Secur-Ch	
Aberdeen Standard Liqdy (Lux) S...	
Alpha Ucits Sicav Fair Oaks Dynchr...	
Asi Uk Mid-Cap Equity Z Acc	

Sector

	%
	4.38
	4.18
	4.08
	3.09
	3.09

Increase Decrease New since last portfolio

ASI Diversified Growth Fund I Inc

Growth Of 1000 (GBP)

28/02/2021

Fund: ASI Diversified Growth Fund I Inc

Category: GBP Moderate Allocation

Category Index: Morningstar UK Mod Tgt Alloc NR GBP



Annual Returns (GBP)

28/02/2021

	2016	2017	2018	2019	2020	28/02
Price Return	7.47	8.13	-3.39	7.75	1.27	-0.40
+/- Category	-3.11	0.68	2.10	-4.67	-2.81	-0.31
+/- Category Index	-	-	-	-	-4.02	0.99
% Rank in Category	73	37	14	95	72	53

Trailing Returns (GBP)

22/03/2021

	Total Returns	+/- Category	+/- Category Index
1 Day	0.05	0.20	0.07
1 Week	0.08	0.01	0.30
1 Month	-0.61	-0.43	-0.56
3 Months	0.93	-0.31	0.85
6 Months	6.72	0.16	1.81
YTD	-0.06	-0.88	-0.20
1 Year	23.24	-3.40	2.31
3 Years Annualised	2.30	-1.91	-3.53
5 Years Annualised	4.19	-1.41	-2.71
10 Years Annualised	-	-	-

Category: GBP Moderate Allocation

Category Index: Morningstar UK Mod Tgt Alloc NR GBP

Quarterly Returns (GBP)

28/02/2021

	Quarter 1	Quarter 2	Quarter 3	Quarter 4
2020	-14.60	9.08	2.37	6.21
2019	2.86	1.17	0.84	2.68
2018	-1.60	0.92	1.71	-4.35
2017	3.54	2.55	0.34	1.49
2016	0.11	0.75	4.29	2.17

Morningstar Rating™ (Relative to Category)

28/02/2021

Morningstar Return

Morningstar Risk

Morningstar Rating™

3-Year	Below Average	Average	★★
5-Year	Below Average	Average	★★
10-Year	-	-	Not Rated
Overall	Below Average	Average	★★

Category : GBP Moderate Allocation

[Click here to see our Methodology](#)

Volatility Measurements

28/02/2021

3-Yr Std Dev	9.43 %	3-Yr Sharpe Ratio	0.20
3-Yr Mean Return	2.46 %		

Modern Portfolio Statistics

28/02/2021

28/02/2021


	Standard Index	Best Fit Index
	Morningstar UK Mod Tgt Alloc NR GBP	Red Rocks Gbl Listed Private Eqty TR EUR
3-Yr Beta	1.06	0.38
3-Yr Alpha	-3.06	-2.79

Investment Style Details

30/11/2020

Morningstar Style Box®

Equity Style



Size
Large
Mid
Small

Value Blend Growth

Style

Size	Rel to Cat
Average Mkt Cap (Mil)	GBP 17797 -
Market Capitalisation	% of Equity
Giant	33.72
Large	24.09
Medium	18.38
Small	19.50
Micro	4.32

Valuations and Growth Rates

Equity Portfolio

Relative to Category

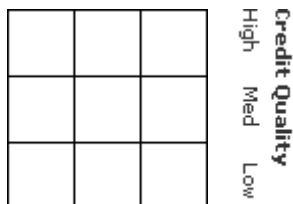
Price/Prospective Earnings	18.49	1.12
Price/Book	1.87	1.01
Price/Sales	2.18	1.47
Price/Cash Flow	13.19	1.24
Dividend-Yield Factor	2.25	1.02
Long-Term Projected Earnings Growth	9.34	0.74
Historical Earnings Growth	-3.02	0.80
Sales Growth	0.01	0.00
Cash-Flow Growth	7.67	1.44
Book-Value Growth	8.63	8.97

Category: GBP Moderate Allocation

Fixed Income Style

Morningstar Style Box®

Fixed Income Style



Low Med High

Interest Rate Sensitivity

Size
Total Market Value (Mil) **Rel to Cat**
GBP 713

Maturity Distribution	%
1 to 3	7.01
3 to 5	15.58
5 to 7	8.97
7 to 10	26.52
10 to 15	23.29
15 to 20	5.92
20 to 30	3.02
Over 30	5.61


Effective Maturity -
Effective Duration -

Credit Quality Breakdown	%		%
AAA	-	BB	-
AA	-	B	-
A	-	Below B	-
BBB	-	Not Rated	-

Category: GBP Moderate Allocation

Asset Allocation

30/11/2020



World Regions

30/11/2020








	% of Equity	Relative to Category
United States	34.57	0.99
Canada	3.07	2.10
Latin America	0.30	0.53
United Kingdom	31.10	0.84
Eurozone	19.91	2.52

Europe - ex Euro	4.21	1.01
Europe - Emerging	0.05	0.21
Africa	0.11	0.22
Middle East	0.00	0.00
Japan	2.30	0.40
Australasia	1.01	1.08
Asia - Developed	2.16	0.72
Asia - Emerging	1.23	0.34

Category: GBP Moderate Allocation

Sector Weightings

30/11/2020

	% of Equity	Relative to Category
 Basic Materials	3.32	0.47
 Consumer Cyclical	7.47	0.69
 Financial Services	25.31	1.47
 Real Estate	5.99	1.41
 Consumer Defensive	4.85	0.48
 Healthcare	8.37	0.74
 Utilities	7.63	2.79
 Communication Services	5.50	0.67
 Energy	2.06	0.49
 Industrials	16.67	1.50
 Technology	12.81	0.98











Category: GBP Moderate Allocation


Top 10 Holdings

30/11/2020

Portfolio NEW

Total Number of Equity Holdings	522
Total Number of Bond Holdings	186
Assets in Top 10 Holdings	29.75

Name	Sector	Country	% of Assets
Mi Asset Backed Opps I Gross Gbp Inc		United Kingdom	4.38
 Pry Div Asst Bckd Secur-Ch		-	4.18
 Aberdeen Standard Liqdy (Lux) Stlg Z-1		Luxembourg	4.08
Alpha Ucits Sicav Fairoaks Dyncrdt L2gbp		Luxembourg	3.09
Asi Uk Mid-Cap Equity Z Acc		United Kingdom	3.09
 3I Infrastructure Ord		Jersey	2.46
Greencoat Uk Wind		United Kingdom	2.37

John Laing Group Plc		United Kingdom	2.09
Biopharma Credit Ord		United Kingdom	2.02
 Hicl Infrastructure Plc Ord		United Kingdom	1.99

 Increase  Decrease  New since last portfolio

Category: GBP Moderate Allocation

Management

Name of Company	Aberdeen Standard Fund Managers Limited	Domicile	United Kingdom
Phone	0131 222 1863	Legal Structure	Unit Trust
Website	http://www.aberdeenstandard.com/	UCITS	No
Address	7th floor, 40 Princes Street Edinburgh EH2 2BY United Kingdom	Inception Date	11/09/2015
		Fund Advisor(s)	Aberdeen Asset Managers Ltd

Fund Manager Not Disclosed

Manager Start Date 01/11/2016

Fees and Expenses

Sales Charges (Maximum)		Annual Charges	
Max Initial Charge	n/a	Max Annual Management Charge	0.50%
Max Exit Charge*	n/a	Ongoing Charge	0.65%

Purchase Details

Minimum Investments

Initial	1000000 GBP
Additional	50000 GBP
Savings	100 GBP

Tax Free Savings Schemes

ISAs Yes